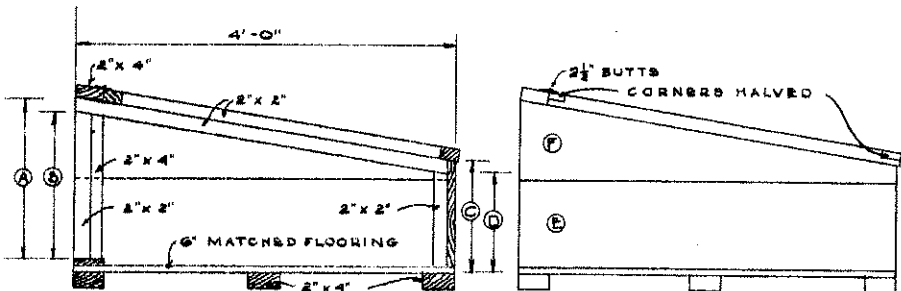


REAR VIEW



CROSS SECTION

SIDE VIEW

NOTE 1:

HEIGHT OF POSTS (A) EQUALS THE SUM OF WIDTHS OF PIECES (B) & (C) LESS THE THICKNESS OF THE 1"x4".

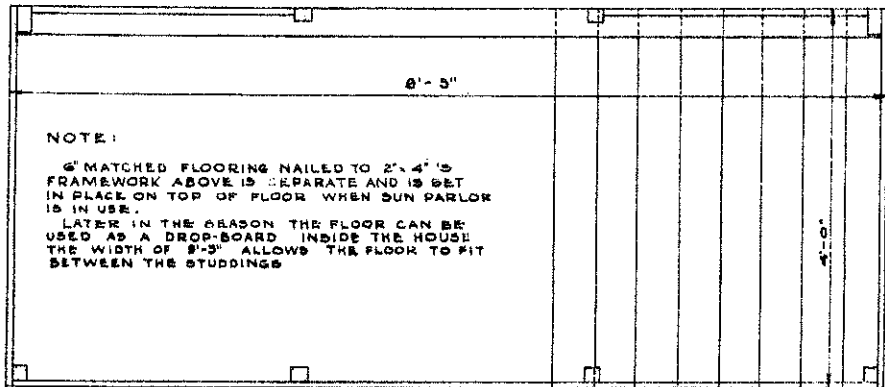

NOTE 2:

METHOD OF CUTTING THE 1"x12" TO OBTAIN TWO END PIECES SHOWN AS (F).

HEIGHT OF POSTS (C) EQUALS THE HEIGHT OF (A) MINUS THE THICKNESS OF THE 2"x2"

HEIGHT OF POST (D) EQUALS WIDTH OF (C) PLUS 2"

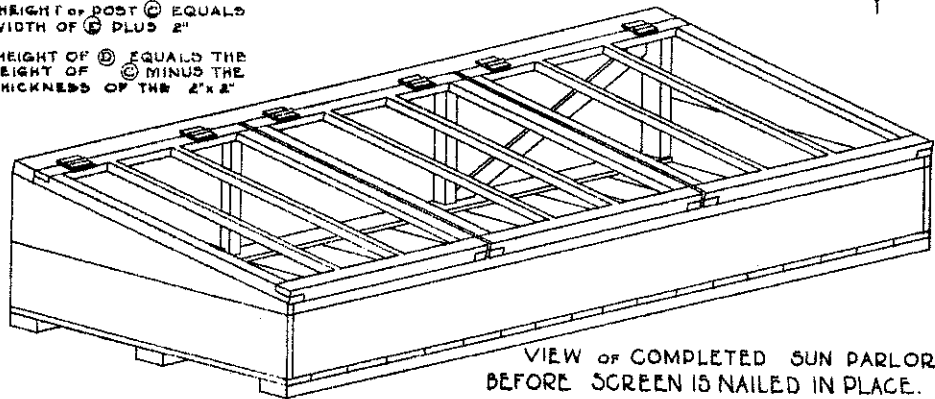
HEIGHT OF (E) EQUALS THE HEIGHT OF (D) MINUS THE THICKNESS OF THE 2"x2"



FLOOR PLAN

NOTE:

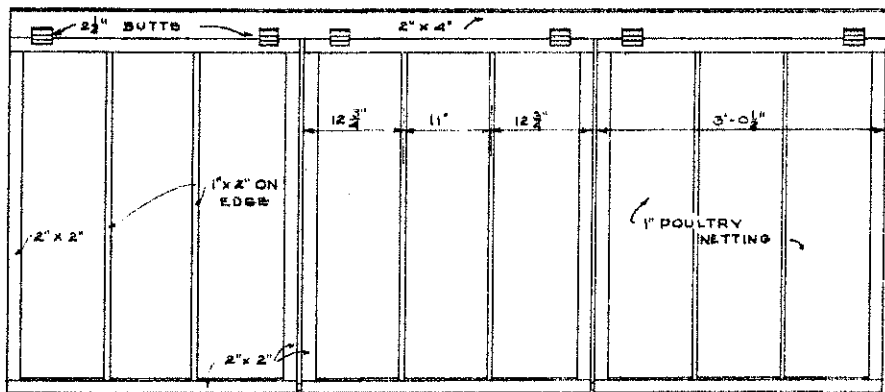
6" MATCHED FLOORING NAILED TO 2"x4" IS FRAMEWORK ABOVE IS SEPARATE AND IS SET IN PLACE ON TOP OF FLOOR WHEN SUN PARLOR IS IN USE.  
LATER IN THE SEASON THE FLOOR CAN BE USED AS A DROP-BOARD INSIDE THE HOUSE THE WIDTH OF 8'-3" ALLOWS THE FLOOR TO FIT BETWEEN THE STUDS.



VIEW OF COMPLETED SUN PARLOR BEFORE SCREEN IS NAILED IN PLACE.

BILL OF MATERIALS:

- FLOOR:
- 3'-8" x 4'-10'-0"
- 22 PIECES 6" MATCHED FLOORING 4'-0" LONG
- FRAMEWORK & SIDING:
- 1- 2"x4'-10'-0"
- 1- 2"x4'-4'-0" POSTS (A)
- 1- 2"x2'-8'-0" POSTS (B, C, & D)
- 2- 2"x2'-4'-0" CROSS SUPPORTS FOR HINGED FRAMES
- 1- 1"x4'-7'-0" BRACES
- 1- 1"x4'-10'-0"
- 1- 1"x12'-12'-0" ENDS (E & F)
- 1- 1"x12'-10'-0" FRONT
- 1- 1"x2'-10'-0"
- HINGED FRAMES:
- 3- 2"x2'-8'-0"
- 3- 2"x2'-7'-0"
- 3- 1"x2'-7'-0"
- HARDWARE:
- 3 PR. 2 1/2" LOOSE-PIN BUTT HINGES
- 3 PCS. 1" MESH POULTRY NETTING 36" WIDE 3'-9" L
- 1/2" # 4 BOX NAILS
- 1/2" # 8 BOX NAILS



TOP VIEW

COOPERATIVE EXTENSION WORK IN  
AGRICULTURE AND HOME ECONOMICS  
STATE OF NORTH DAKOTA  
NORTH DAKOTA AGRICULTURAL COLLEGE  
AND  
U. S. DEPT. OF AGRICULTURE COOPERATING  
EXT. AGR. ENGINEER- FARGO, N. DAK.