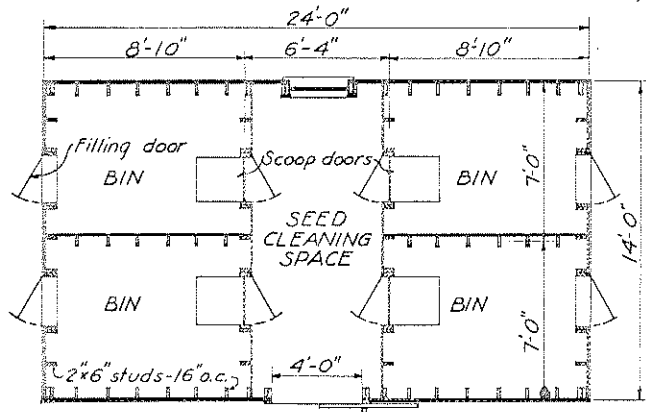
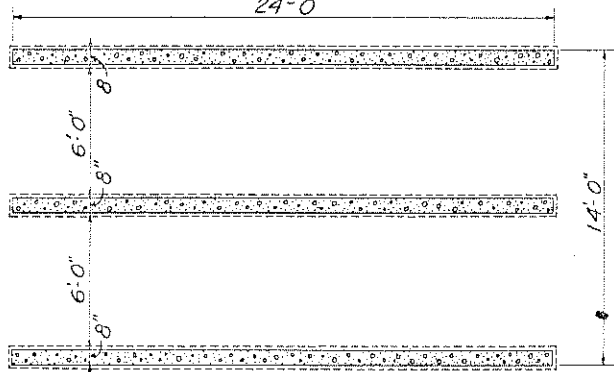


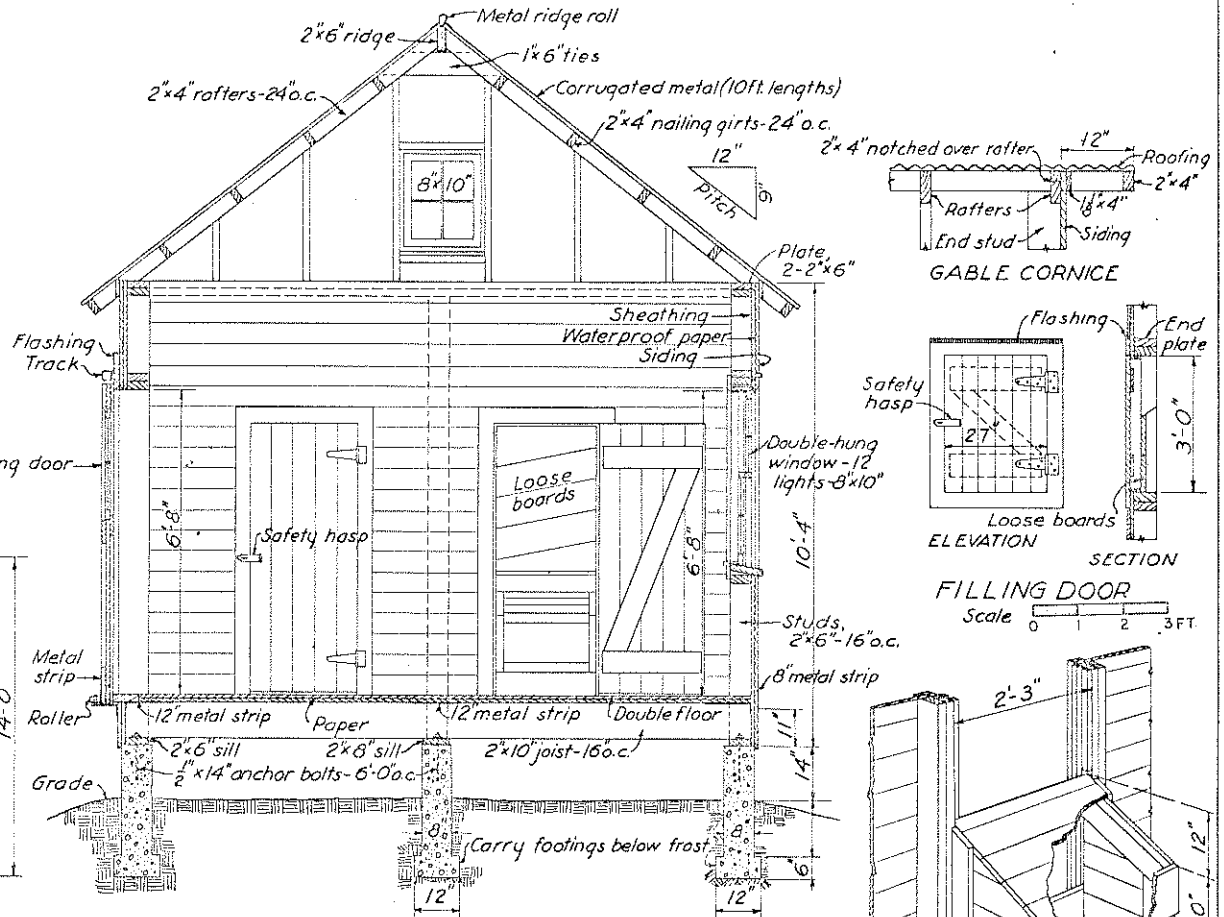
PERSPECTIVE



PLAN
Scale 0 2 4 6 FT.



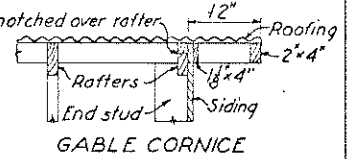
FOUNDATION PLAN
Scale 0 2 4 6 FT.



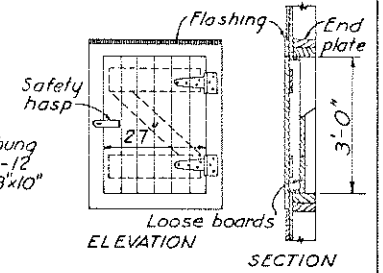
CROSS SECTION
Scale 0 1 2 3 FT.

- BILL OF MATERIALS**
- 6 cu. yds. 1 1/2 : 5 concrete - 30 bags cement, 3 cu. yds. sand, 5.5 cu. yds. gravel.
 - 23 - 2"x10"x14'-0" - floor joists.
 - 2 - 2"x8"x12'-0" - sills.
 - 117 - 2"x6"x10'-0" - studs, headers, plates.
 - 12 - 2"x6"x12'-0" - sills & plates.
 - 10 - 2"x6"x14'-0" - plates & ridge.
 - 48 - 2"x4"x10'-0" - rafters, nailing girts, etc.
 - 2300 H. B. M. 1 & 6. - sheathing - floor, walls, partitions, doors, etc.
 - 1000 ft. B.M. - siding - exterior walls.
 - 170 lin. ft. 1 1/2"x4" - corner boards, exterior casing & trim.
 - 50 lin. ft. 1 1/2"x3" - corner boards.
 - 10 lin. ft. 1 1/2"x10" - top casing for sliding door.
 - 14 lin. ft. 1 1/2"x8" - sliding door casing.
 - 175 lin. ft. 1"x4" - trim, interior casing, battens, etc.
 - 4 lin. ft. 2"x6" - sill for sliding door.
 - 1 - 4'-4"x7'-0" - sliding door.
 - 1 - 12'-8"x10" light - double-hung sash & frame.
 - 2 - 4'-8"x10" light - single sash & frame.
 - 6 - 216 ft. rolls - waterproof building paper.
 - 26 sheets - 26 ga. corrugated metal, 10'-0" long - roof.
 - 26 lin. ft. - galv. ridge roll.
 - 72 lin. ft. - galv. metal strips - 12" wide - rat proofing.
 - 90 lin. ft. - galv. metal strips - 8" wide - rat proofing & flashing.
 - 15 - 1/2"x14" - anchor bolts with nuts & washers.

Paint, nails & door hardware not included in this list.

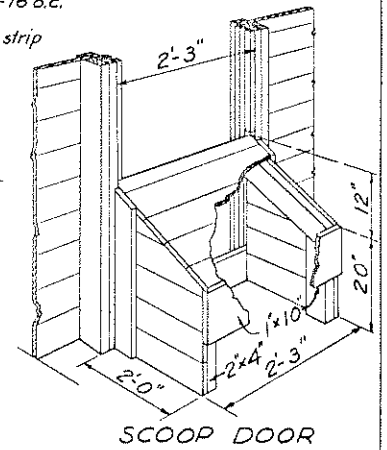


GABLE CORNICE



ELEVATION SECTION

FILLING DOOR
Scale 0 2 3 FT.



SCOOP DOOR

TOTAL CAPACITY OF BINS 1800 BU.
EXTRA HALL STORAGE 780 BU.

COOPERATIVE EXTENSION WORK IN
AGRICULTURE AND HOME ECONOMICS
DEPARTMENT OF AGRICULTURAL ENGINEERING
UNIVERSITY OF MARYLAND
AND
UNITED STATES DEPARTMENT OF AGRICULTURE COOPERATING

GRANARY

USDA '38 EX. 5528 SHEET 1 OF 1