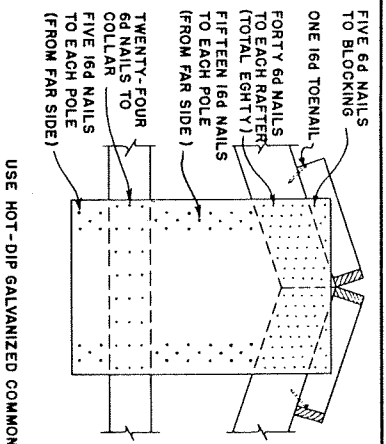


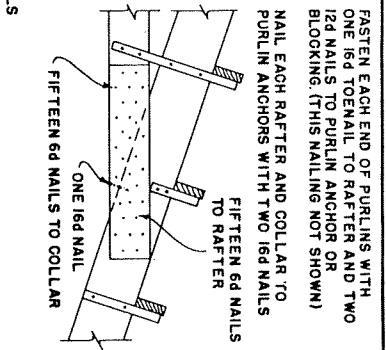
RAFTER - UNIT ASSEMBLY DIAGRAM

SCALE: 0 1 2 3 4 FT.

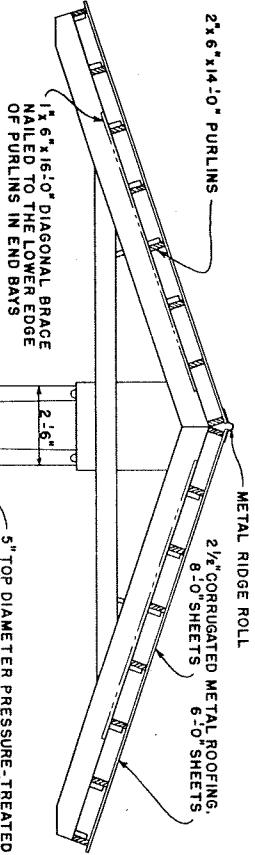


NAILING DETAILS

SCALE: 0 1 2 FT.



USE HOT-DIP GALVANIZED COMMON NAILS



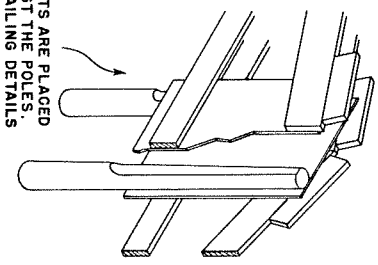
5" TOP DIAMETER PRESSURE-TREATED POLES 22'-0" LONG, SET IN PAIRS 14'-0" O.C. FOR INSIDE POLES, AND 14'-0" TO THE OUTSIDE OF END POLES. TOPS OF POLES TO BE FLATTENED TO A NET THICKNESS OF 4"

MANGER SIDES ARE 2"x12"x14'-0". THE BOTTOM IS T&G STOCK 2"x6"x14'-0". ALL END JOINTS ARE AT POLES. MANGER IS SUPPORTED AT POLES AND MIDWAY BETWEEN POLES

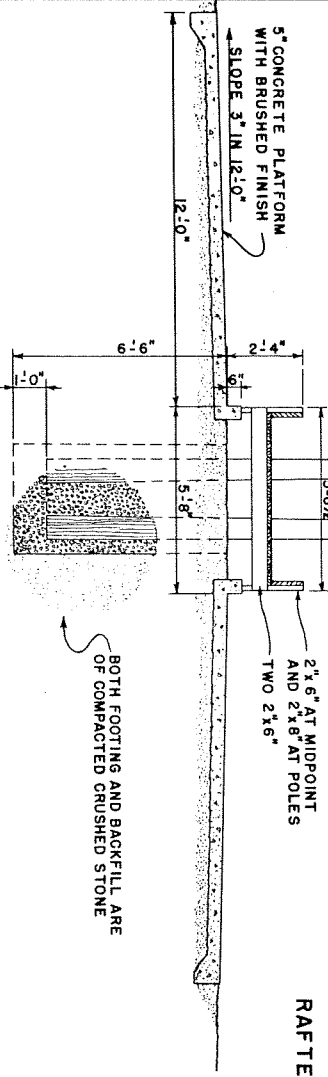
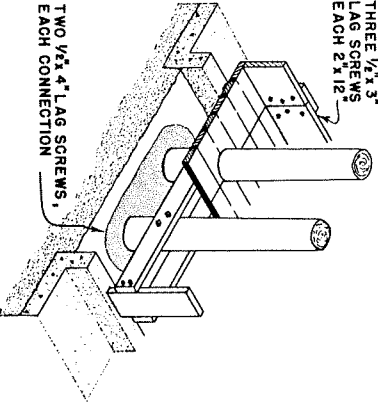
2"x6" AT MIDPOINT AND 2"x8" AT POLES

TWO 2"x6"

RAFTER - UNIT ERECTION



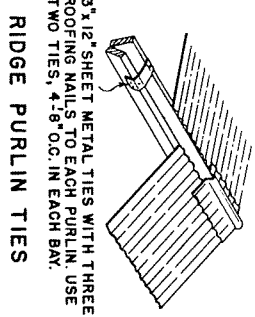
MANGER CONSTRUCTION



TYPICAL CROSS SECTION

SCALE: 0 1 2 3 4 FT.

BOTH FOOTING AND BACKFILL ARE OF COMPACTED CRUSHED STONE



RIDGE PURLIN TIES

COOPERATIVE EXTENSION WORK IN AGRICULTURE AND HOME ECONOMICS DEPARTMENT OF AGRICULTURAL ENGINEERING UNIVERSITY OF MARYLAND UNITED STATES DEPARTMENT OF AGRICULTURE COOPERATING		
ORE.	62	EX. 5939
		SHEET 1 OF 1