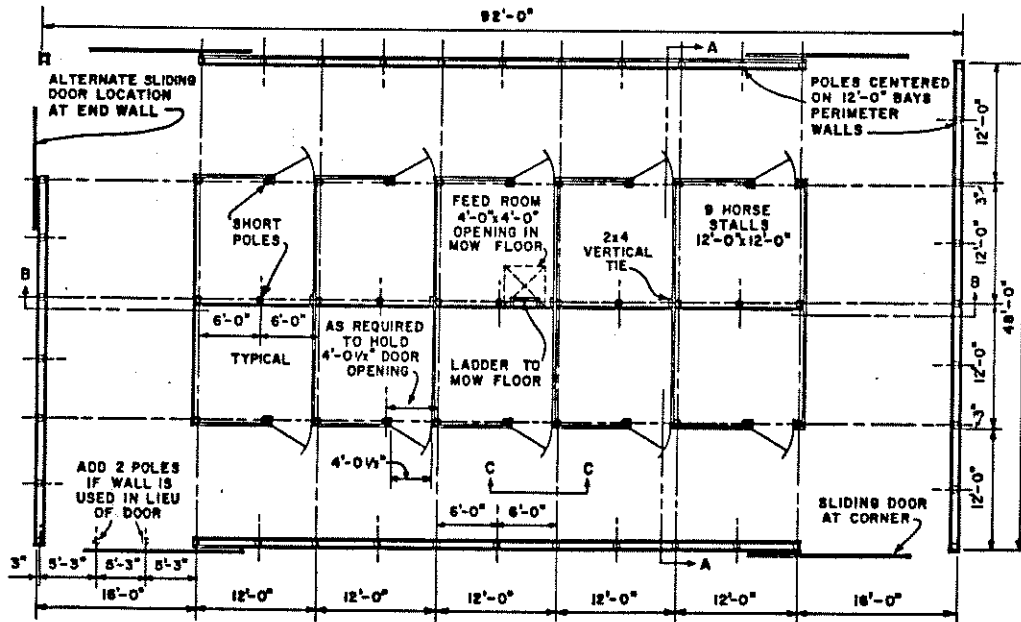


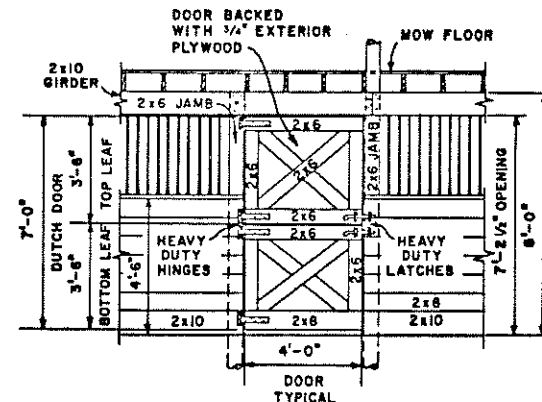
(X) - DENOTES LOCATION OF TRANSLUCENT ROOF PANELS IN 12'-0" BAYS OVER EXERCISE AREA

SECTION B-B
SCALE: 1/4"=1'-0"



NOTE: ● DENOTES SHORT POLE

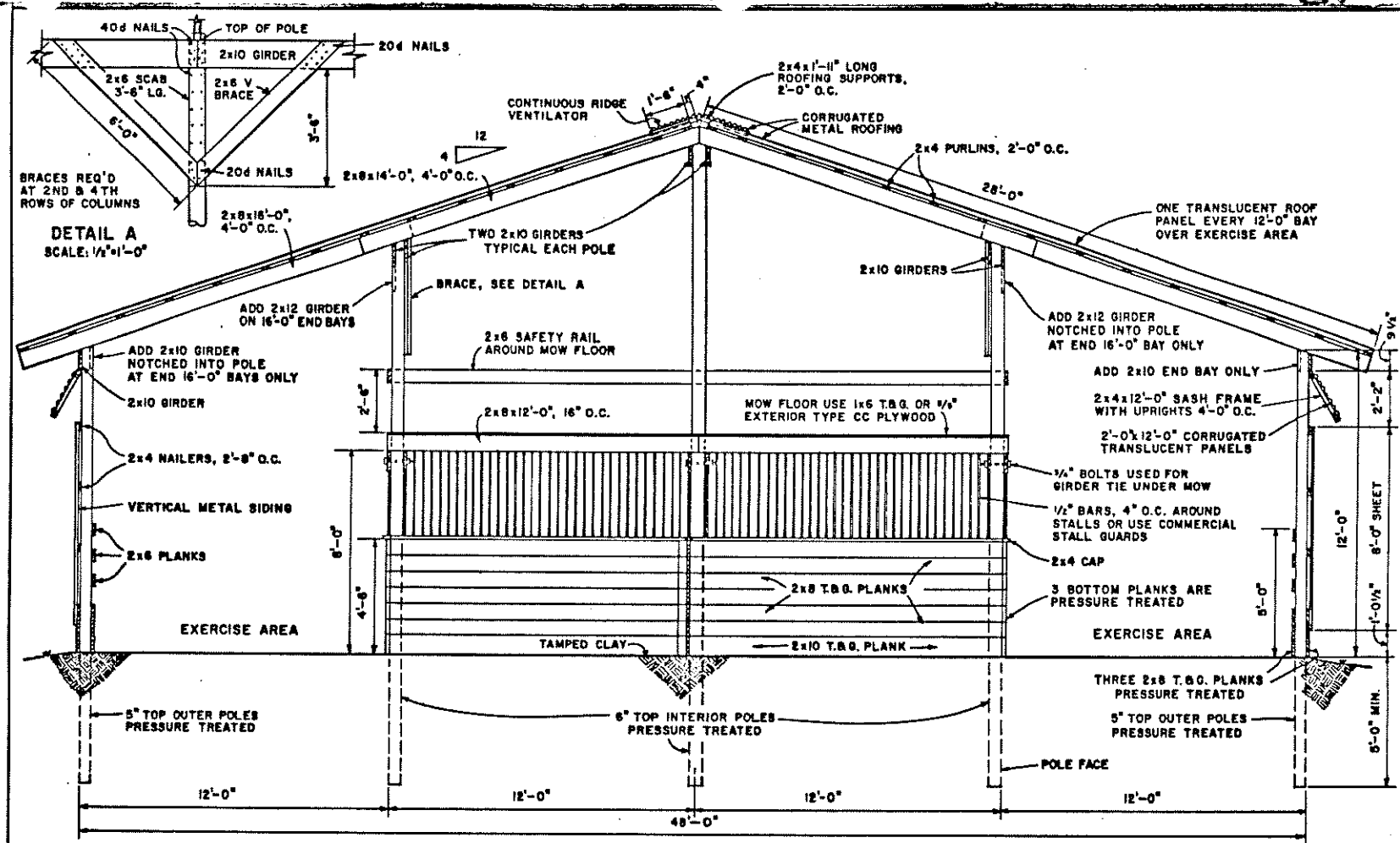
FLOOR PLAN
SCALE: 1/4"=1'-0"



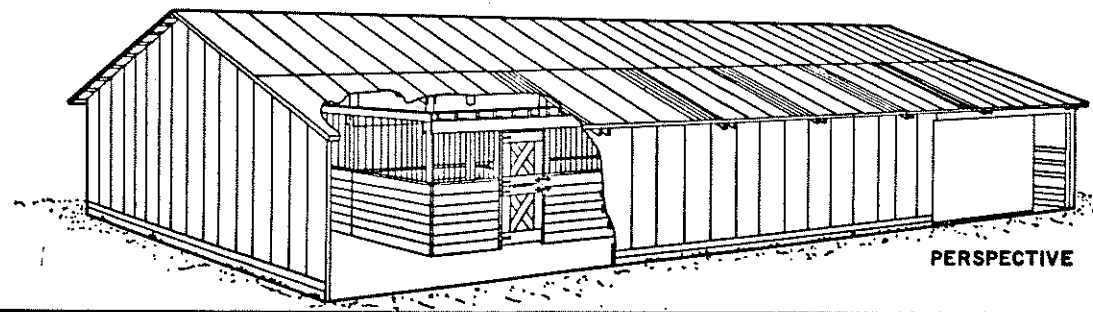
ELEVATION C-C
SCALE: 1/4"=1'-0"

COOPERATIVE EXTENSION WORK IN AGRICULTURE AND HOME ECONOMICS		
STATE OF NORTH DAKOTA NORTH DAKOTA STATE UNIVERSITY OF AGRICULTURE AND APPLIED SCIENCE		
AND UNITED STATES DEPARTMENT OF AGRICULTURE COOPERATING		
HORSE BARN INDOOR EXERCISE AREA		
N. J.	'70	6128 SHEET 1 OF 2

BASED ON: RUTGERS UNIV. - N.J. PLAN NO. 155



SECTION A-A
SCALE: 1/4"=1'-0"



COOPERATIVE EXTENSION WORK IN
AGRICULTURE AND HOME ECONOMICS
STATE OF NORTH DAKOTA
NORTH DAKOTA STATE UNIVERSITY
OF AGRICULTURE AND APPLIED SCIENCE
AND
UNITED STATES DEPARTMENT OF AGRICULTURE COOPERATING

**HORSEBARN
INDOOR EXERCISE AREA**

N.J. '70 **6128** SHEET 2 OF 2