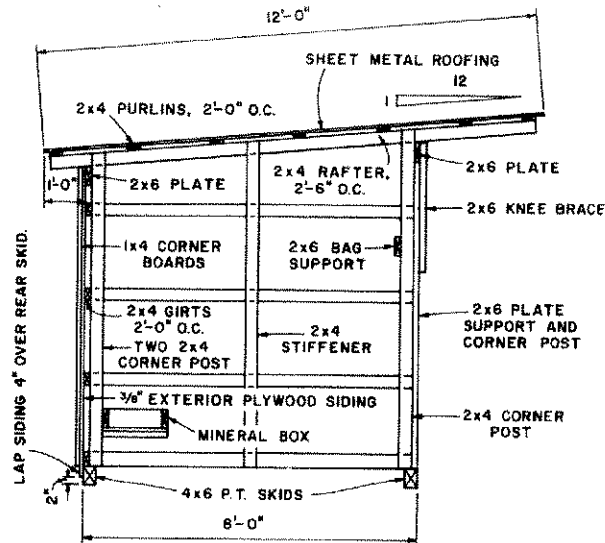
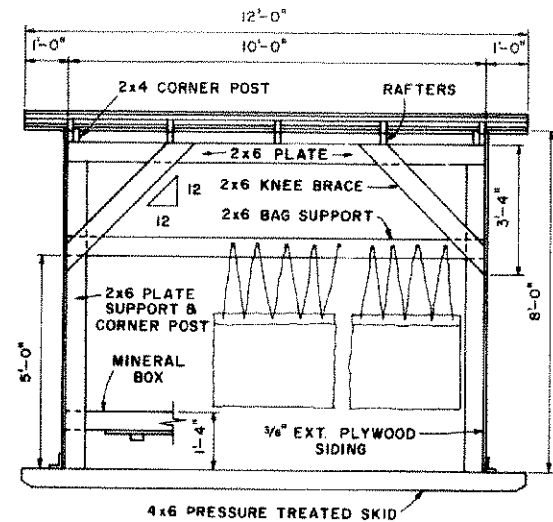


MATERIALS LIST		
QUANT.	ITEM	USE
2	4x6x12' P.T.	SKIDS
2	2x6x8'	CORNER POSTS
4	2x6x10'	PLATES, KNEE BRACES, DUST BAG SUPPORT.
3	2x6x12'	TRANSPORT BRACE, MINERAL BOX.
17	2x4x8'	CORNER POSTS, STIFFENERS, GIRTS.
3	2x4x10'	GIRTS
13	2x4x12'	RAFTERS, PURLINS, MINERAL BOX.
8	1x4x8'	CORNER BOARDS.
3	4x12' ALUM. SHEET	ROOFING
7	3/8x4x8' EXT. PLYWOOD	SIDING, MINERAL BOX.
4	3x3x1/4x4" ANGLE	SKID MOUNTS.
16	3/8x4" LAG SCREWS	SKID MOUNTS.

NAILS, PAINT, OR STAIN AS NEEDED.

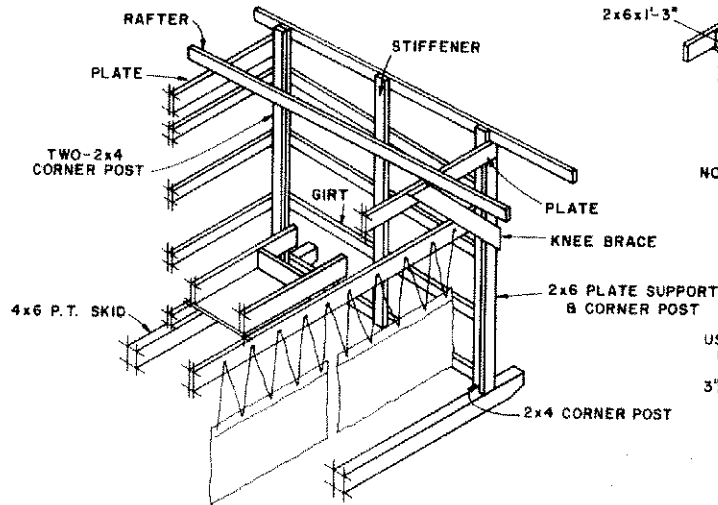


CROSS SECTION



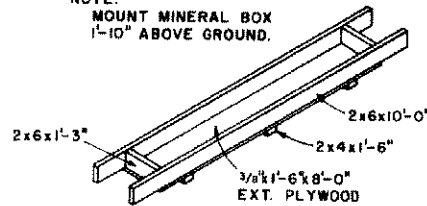
FRONT ELEVATION

NOTE:
SHELTER SHOULD BE STAKED WITH 1"
PIPE TO PREVENT WIND OVERTURN.



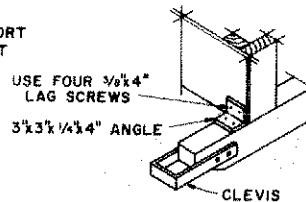
FRAMING ISOMETRIC
SCALE: NONE

NOTE:
MOUNT MINERAL BOX
1'-10" ABOVE GROUND.

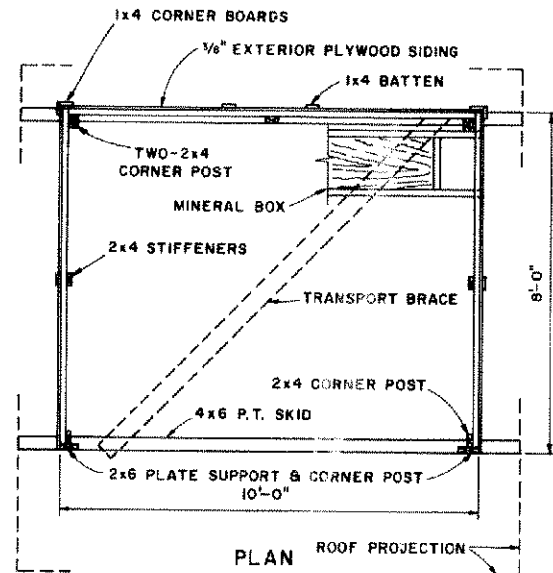


MINERAL BOX DETAIL
SCALE: NONE

NOTE:
SECURE 4x6 P.T. SKIDS TO SHELTER
WITH ANGLES (AS SHOWN), BOLT-
CONNECTED 2x6 GUSSETS, OR OTHER
MEANS AS DESIRED.



SKID MOUNT DETAIL
SCALE: NONE



PLAN ROOF PROJECTION

COOPERATIVE EXTENSION WORK IN
AGRICULTURE AND HOME ECONOMICS

AND
UNITED STATES DEPARTMENT OF AGRICULTURE COOPERATING

PORTABLE MINERAL SHELTER

VA 75 6226 SHEET 1 OF 1

BASED ON: VPI & SU PLAN NO. C-5.40