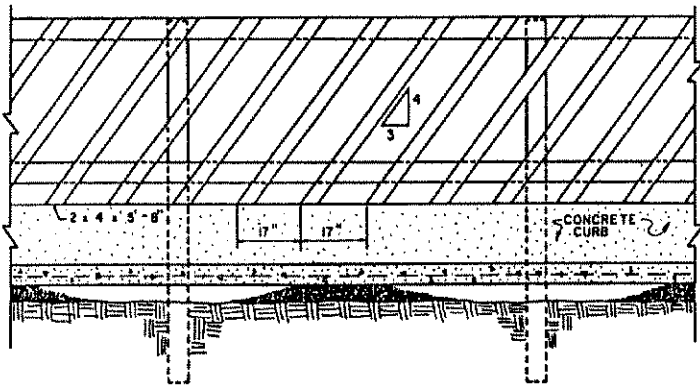
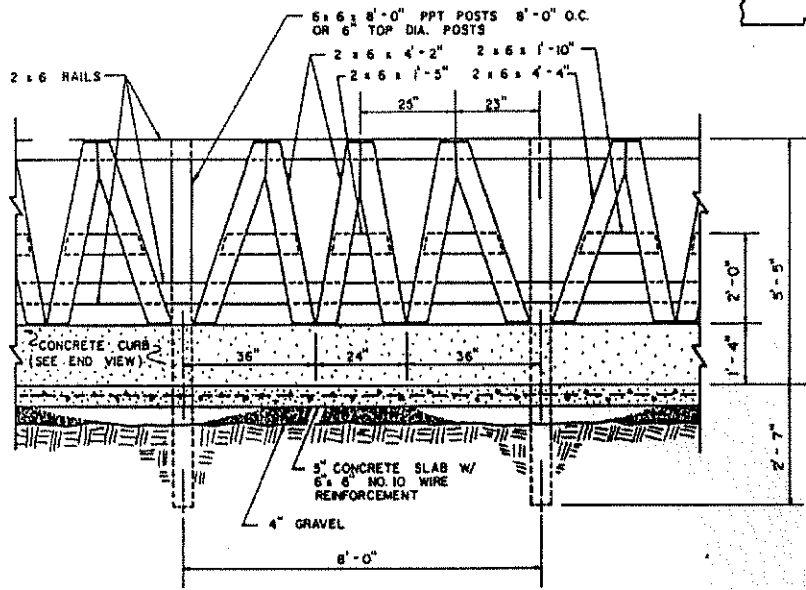


DIMENSIONS IN THE OPTIONAL FRONT VIEW ARE THE SAME AS IN THE FRONT VIEW UNLESS OTHERWISE NOTED.

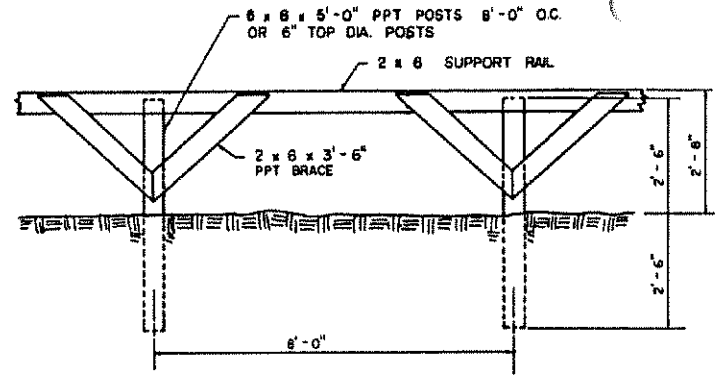


FRONT VIEW (OPTIONAL - W/ SLANTED STANCHION)

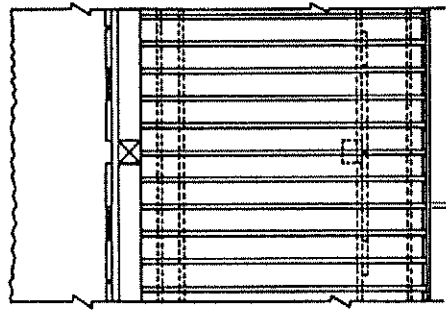
SCALE 1/2" = 1'-0"



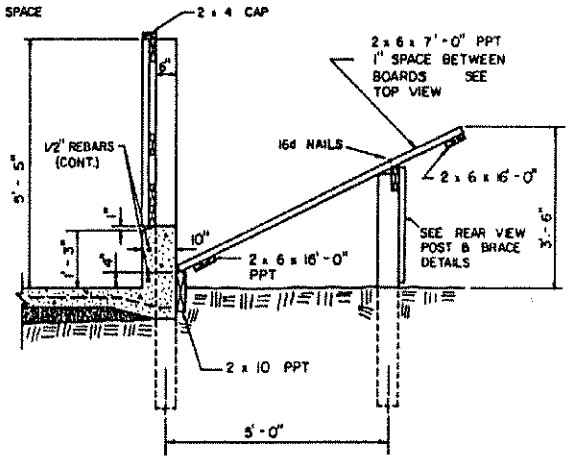
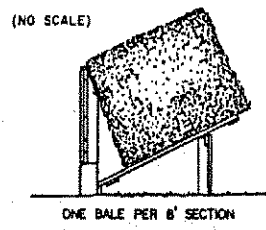
FRONT VIEW



REAR VIEW - POST & BRACE DETAILS FOR MANGER PLATFORM



TOP VIEW



END VIEW

NOTES:

1. USE NOT DIPPED GALVANIZED POLE BUILDING NAILS ON ALL PPT (PRESSURE PRESERVATIVE TREATED) LUMBER.
2. PROVIDE 30" ROOFING FELT AROUND POSTS WHERE CONTACT IS MADE WITH CONCRETE.
3. INSTALL POSTS BEFORE CONCRETE CURB. PLACE CONTINUOUS REBARS IN 4" SECTION ON COW SIDE OF POSTS.
4. SLOPE CONCRETE FLOOR 3/4" - 1" / FT. TO PROVIDE DRAINAGE AWAY BUNK.

COOPERATIVE EXTENSION SERVICE
AGRICULTURE AND HOME ECONOMICS

AND
UNITED STATES DEPARTMENT OF AGRICULTURE COOPERATING

SELF FEEDING HAY BUNK

W. VA '87	6385	SHEET 1 OF 1
-----------	------	--------------