

FIG. 1

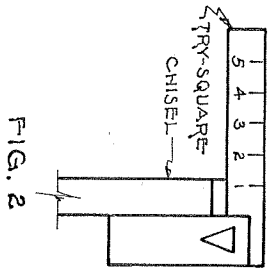


FIG. 2

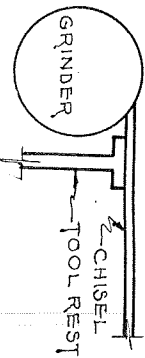


FIG. 3

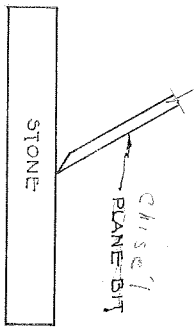


FIG. 4

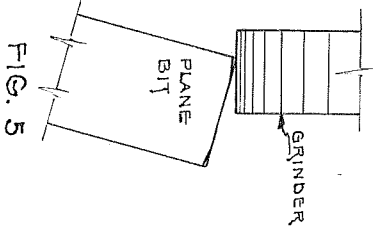


FIG. 5

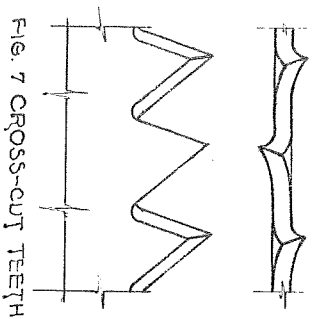


FIG. 7 CROSS-CUT TEETH

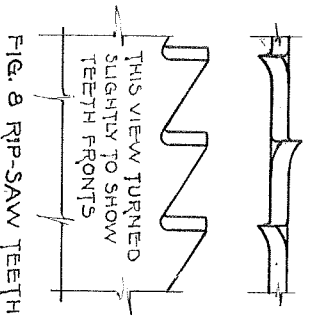


FIG. 8 RIP-SAW TEETH

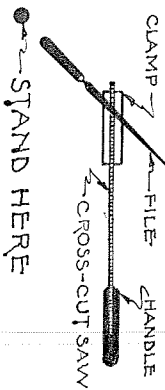


FIG. 9

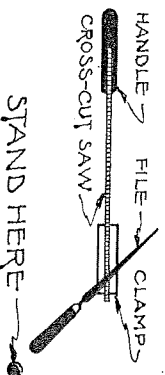


FIG. 10

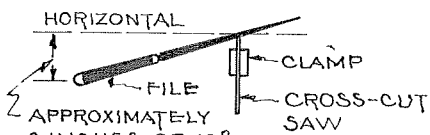


FIG. 11 END VIEW

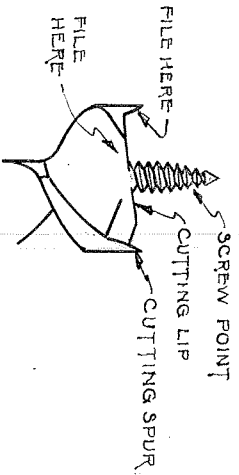


FIG. 6 AUGER BIT

CORRECT CURVE FOR CUTTING EDGE

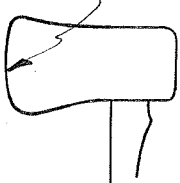


FIG. 12 AX. SIDE VIEW

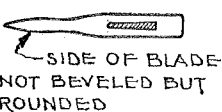


FIG. 18 AX. END VIEW

SIDE OF BLADE NOT BEVELED BUT ROUNDED

COOPERATIVE EXTENSION WORK IN
 AGRICULTURE AND HOME ECONOMICS
 STATE OF NORTH DAKOTA
 NORTH DAKOTA AGRICULTURAL COLLEGE
 AND
 U. S. DEPT. OF AGRICULTURE COOPERATING
 EXT. AGRIL. ENGINEER-FARGO, N. DAK.
TOOL SHARPENING