
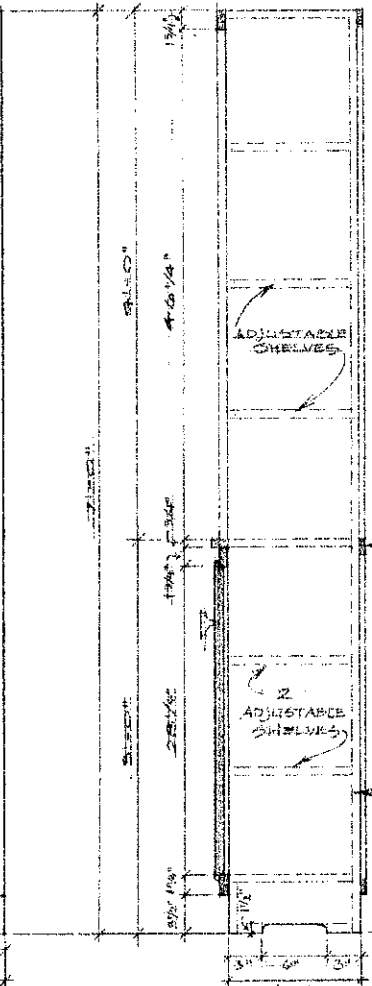


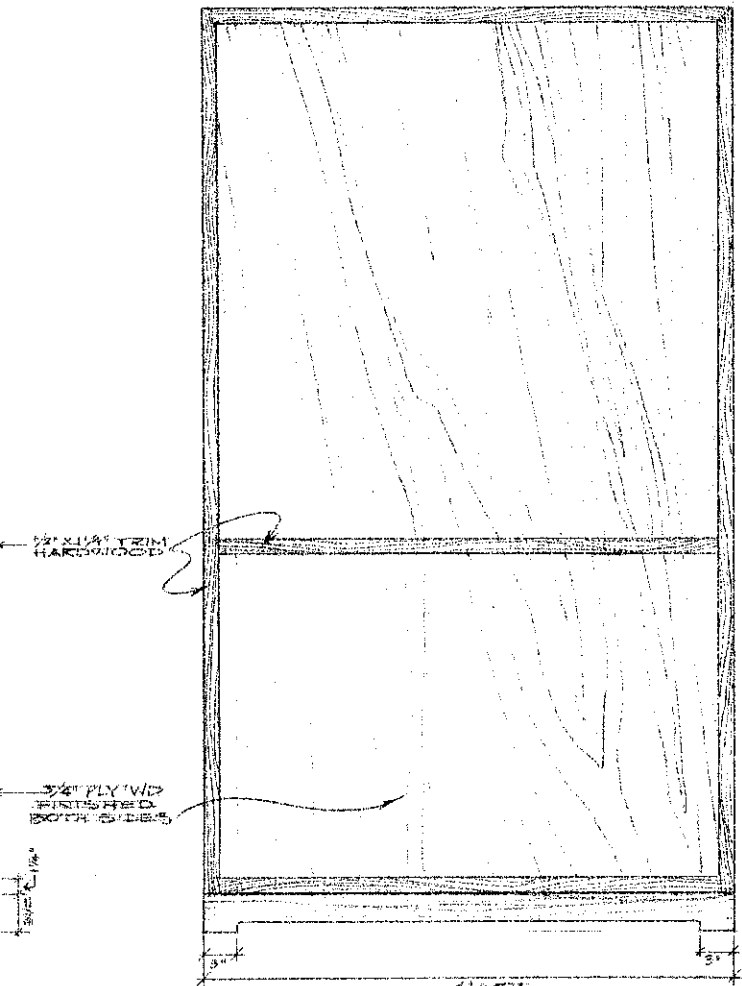
FRONT VIEW



PLAN VIEW



SIDE VIEW




BACK VIEW

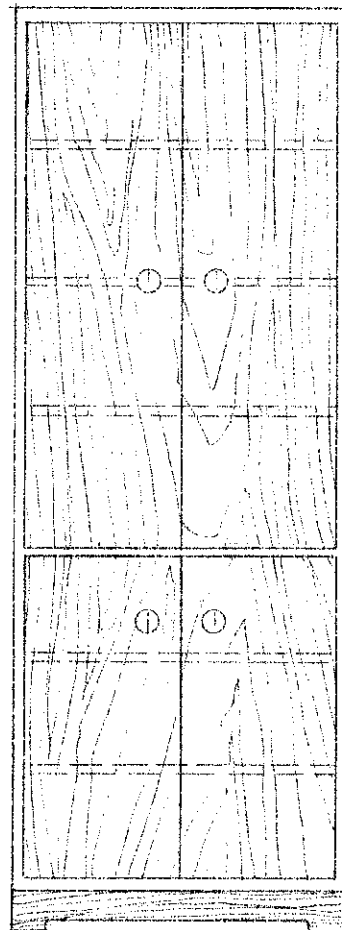
CABINET STYLE "A"
SCALE 1/2" = 1'-0"

NUMBER OF CABINETS NEEDED:
 STYLE "A" 1
 " " " " 1
 " " " " 1
 " " " " 2

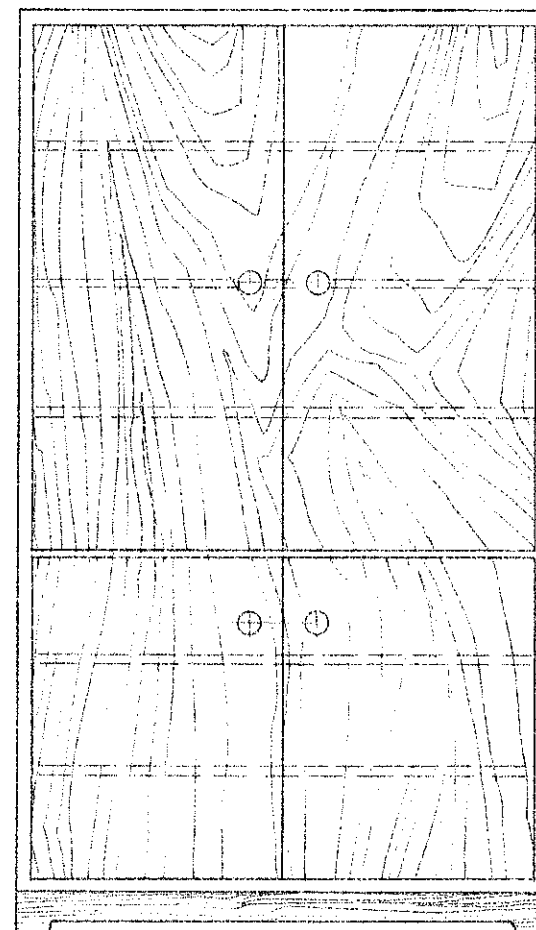
EXT. AG. ENGR. OFFICE REMODELING			
CABINET DETAILS	SCALE	DRAWN BY	R. COSSETTE
REVISION 1		REVISED BY	ALG
PREPARED BY			
NDSU EXT. AG. ENGINEERING DEPT.			
DATE	APPROVED BY	DRAWN NUMBER	
APR. 78	ND 717-2-1	SHT. 1 OF 2	



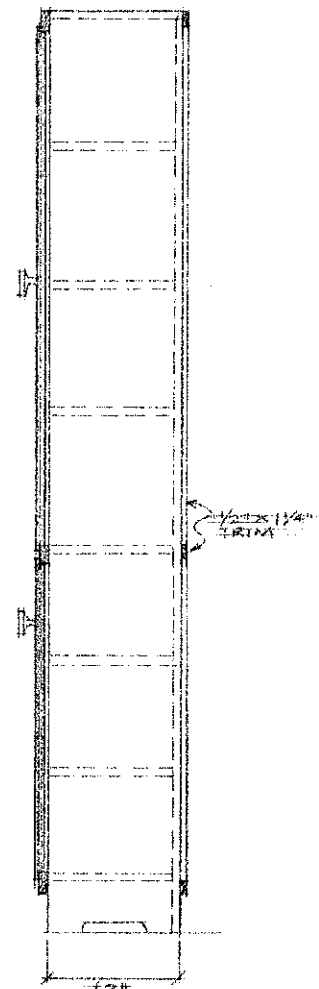
FRONT VIEW OF STYLE "B"



FRONT VIEW OF STYLE "C"



FRONT VIEW OF STYLE "D"



SIDE VIEW (SEE BACK VIEW SHEET)

NOTE: BASIC CONSTRUCTION OF THESE UNITS IS SAME AS STYLE "A" SHOWN ON SHEET 1...

EXT. AG. ENGR. OFFICE REMODELING			
CABINET DETAILS ROOM 211	SCALE	DRAWN BY RICASSETTE	REVISED B.L.G.
PREPARED BY NDSO EXT. AG. ENGINEERING DEPT.			
DATE APR 78	APPROVED BY ND 71208-1	DRAWING NUMBER SH. 2 of 2	