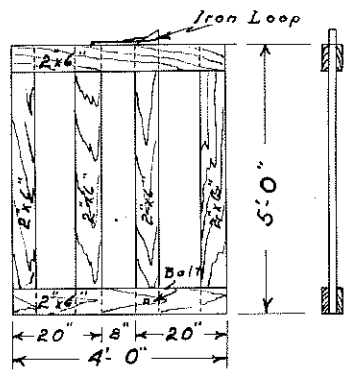
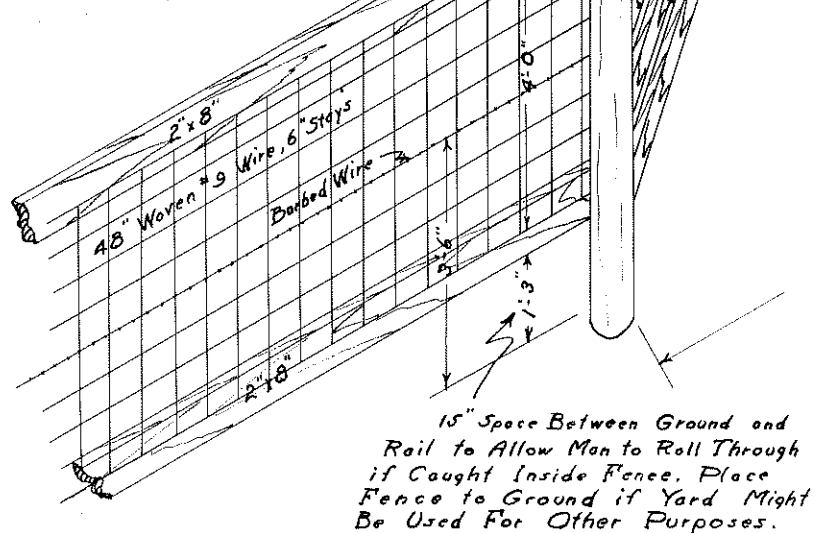


BREEDING CHUTE GATE
Scale: $\frac{3}{8}'' = 1'-0''$



STANCHION
Scale: $\frac{3}{8}'' = 1'-0''$

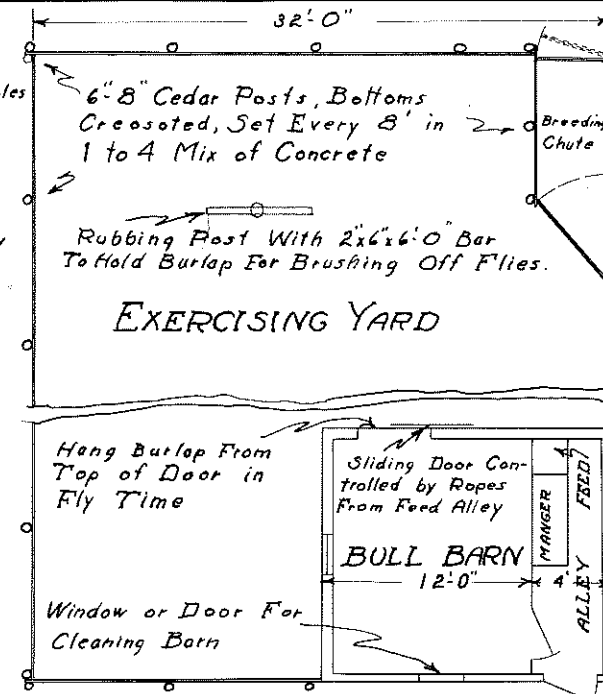
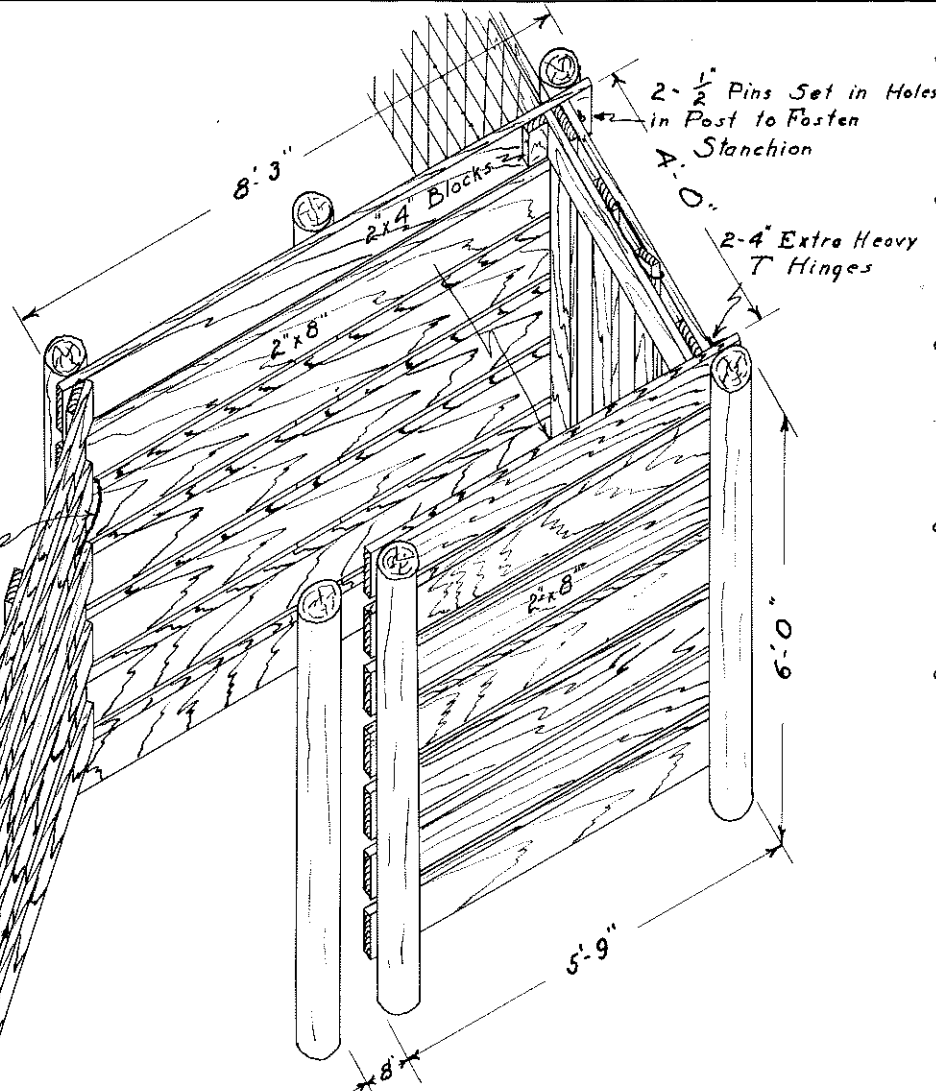


Chain to Fasten Gate

Turn Top Hook Down

BREEDING CHUTE

NOTE: Bolts May Be Used Wherever Desired For Stronger Construction.



PLAN VIEW - Scale: $\frac{1}{8}'' = 1'-0''$

BILL OF MATERIALS FOR BREEDING CHUTE

Pcs.	Size & Description	Bd. Ft.
7	6-8" Cedar Posts, 9' Long	
7	2"x8"x14'-0" - Sides	130 $\frac{2}{3}$
5	2"x8"x6'- Breeding Chute Gate	37 $\frac{1}{2}$
3	2"x8"x10'- Gate & Stanchion	30
1	2"x6"x14'- Gate Brace, Swing Bar, & Blocks	14
1	2"x6"x16'- Stanchion Cross Pcs.	16
3	10" Hook & Eye Gate Hinges	
2	4" Extra Heavy T Hinges	
1	$\frac{1}{2}$ " x 6" Machine Bolt & Washers	
2	$\frac{1}{2}$ " x 8" Pins to Fasten Stanchion	
4	$\frac{3}{8}$ " Log Chain to Fasten Gate	
Nails: Common - 4" - 20d; 3" - 10d.		

NORTH DAKOTA AGRICULTURAL COLLEGE
DIVISION OF AGRICULTURAL EXTENSION
STATE COLLEGE STATION, FARGO, NORTH DAKOTA
H. L. WALSTER - DIRECTOR
U. S. DEPARTMENT OF AGRICULTURE COOPERATING
ASTLE ST. COLLEGE BLDG. 3, FARGO, N. D. 58104

SAFETY BULL PEN

SCALE: See Views PLAN NO. ND775-1-4 DATE 01
DEPARTMENT OF AGRICULTURAL ENGINEER
DESIGNED BY H. F. McCOLLY AGR. EXPRIME
APPROVED BY Dep. of Animal Husbandry - E. J. THOM
DRAWN BY C. F. Kelly TRACED BY C. F. K.