



GENERAL VIEW




2" WEDGE




2x4" CLEAT



2x12" PLANK
SEGMENT FOR 10' FORM



2x12" PLANK
SEGMENT FOR 9' FORM

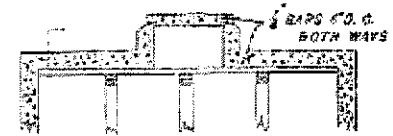


2x12" PLANK
SEGMENT FOR 8' FORM

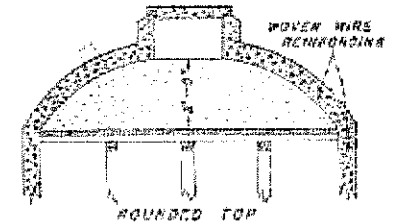


2x12" PLANK
SEGMENT FOR 6' FORM

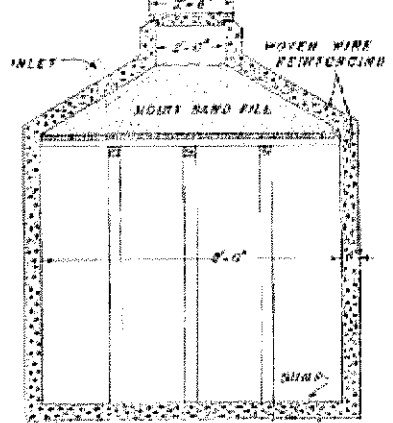
NOTE - LENGTH OF SEGMENT = $\frac{1}{2}$ DIAMETER OF FORM.
CISTERN MAY BE MADE ANY DESIRED DEPTH
EARTH WALL TO BE USED AS OUTSIDE FORM.



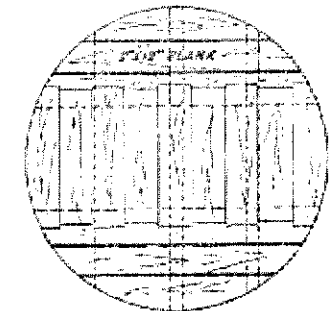
FLAT TOP



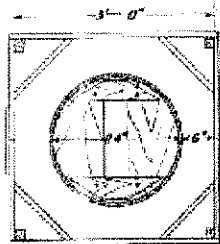
ROUNDED TOP



CIRCULAR CISTERN, SLOPING TOP

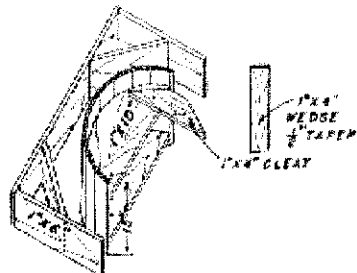


ARRANGEMENT FOR SAND PLATFORM

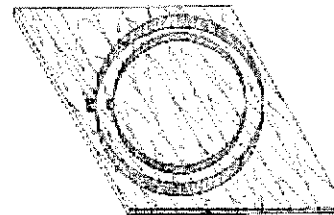


TOP VIEW

FORM ASSEMBLY FOR CISTERN NECK



GENERAL VIEW



GENERAL VIEW

NOTE - METAL FORMS FOR CISTERN COVER
LOWER BAND 2'x6'-0" WITH 10" DIAMETER.
TOP BAND 1'x6'-6" WITH 2 1/2" DIAMETER.

COOPERATIVE EXTENSION WORK IN
AGRICULTURE AND HOME ECONOMICS
STATE OF NORTH DAKOTA
NORTH DAKOTA AGRICULTURAL COLLEGE
U.S. DEPT. OF AGRICULTURE, COOPERATING
EXT. AGR. ENGINEER, FARGO, N. DAK.
CONCRETE CISTERN FORMS
PLAN NO. KANSAS-3-Y. DRAWN BY G.L.H. 1/8/33

ND 8553-3-1