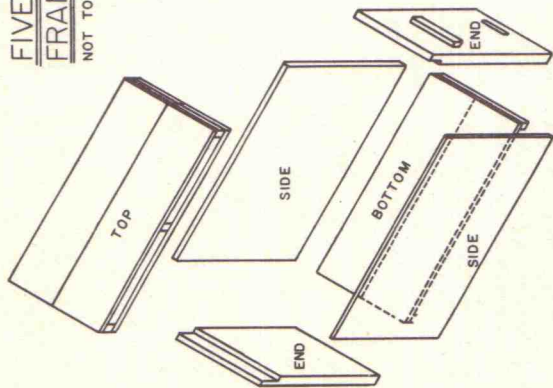
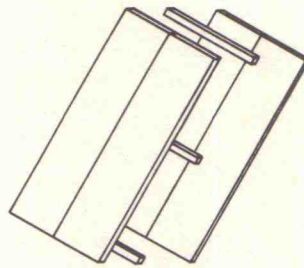


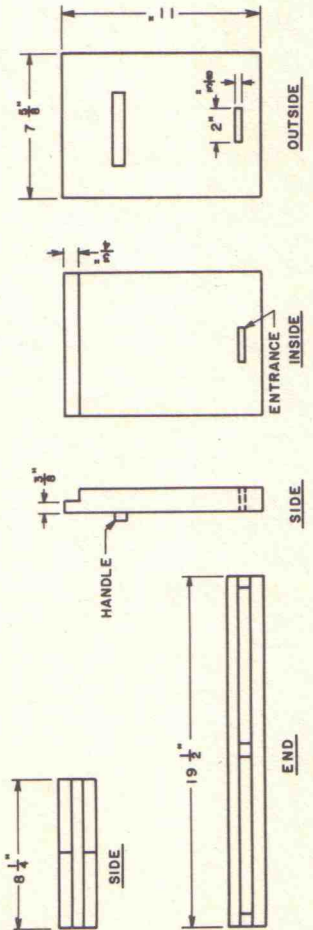
FIVE DEEP BROOD
FRAME HIVE
NOT TO SCALE



EXPLODED ISOMETRIC VIEW
NOT TO SCALE

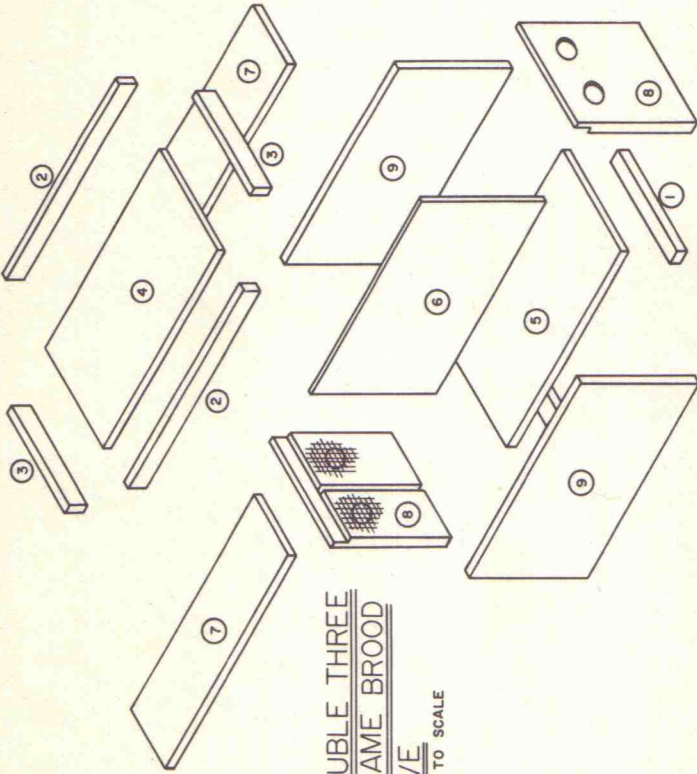


EXPLODED VIEW OF TOP
NOT TO SCALE



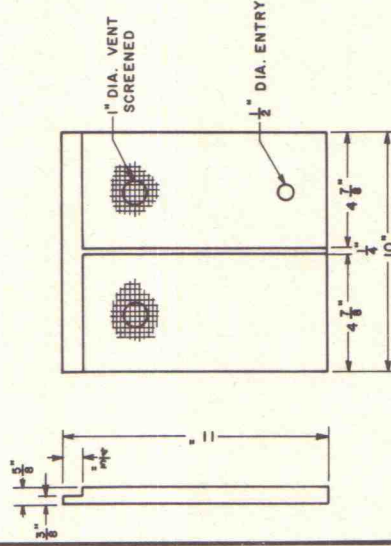
VIEW OF TOP

VIEW OF END



DOUBLE THREE
FRAME BROOD
HIVE
NOT TO SCALE


EXPLODED ISOMETRIC VIEW
NOT TO SCALE



PART NO. 8 - END

- NOTE:
- PART NO. 6 AND NO. 7 TO BE REMOVABLE, DO NOT GLUE OR NAIL.
 - PARTS NO. 1, 2 AND 3 MADE FROM 1 x 2 PINE OR CYPRESS.
 - PART NO. 6 MADE FROM 1/2" EXT. A-A PLYWOOD.
 - ALL OTHER PARTS OF 3/8" EXT. A-A PLYWOOD.
 - TREAT ALL PARTS WITH PENTA SOLUTION.

PART NO.	LOCATION	SIZE
1	BOTTOM SUPPORT	1 1/2" x 10" x 3/4"
2	TOP RAIL	1 1/2" x 19 1/2" x 3/4"
3	TOP RAIL	1 1/2" x 12" x 3/4"
4	TOP	1 1/2" x 19 1/2" x 3/4"
5	BOTTOM	10" x 18 1/2" x 3/4"
6	DIVIDER	10 1/2" x 18 1/2" x 3/4"
7	INTER-TOP	4 1/2" x 18 1/2" x 3/4"
9	SIDE	11" x 19 1/2" x 3/4"



COOPERATIVE EXTENSION WORK IN
AGRICULTURE AND HOME ECONOMICS

STATE OF TENNESSEE
UNIVERSITY OF TENNESSEE
AND
UNITED STATES DEPARTMENT OF AGRICULTURE COOPERATING

5 8 6 DEEP BROOD HIVE

EX. 6327 SHEET 1 OF 1